




SPE Series

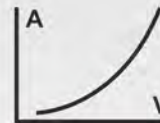
Single Channel DC Power Supply



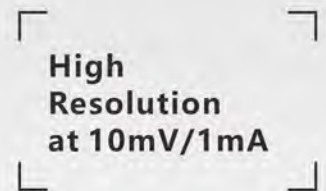
LCD Display



List waveform editing



Voltage and current change curve



High Resolution at 10mV/1mA

- Ultra-thin body, portable and easy to use
- 150W / 200W / 300W constant power design, wide application range
- Over voltage/over current protection
- Power-on automatic output setting function, suitable for unattended occasions
- Intelligent temperature control fan cooling, reduce noise
- 4 groups of Memory shortcut parameters for quick output
- USB Device communication port, support SCPI
- Constant voltage CV/constant current CC mode, effectively protect the circuit

Model	SPE3051	SPE3102	SPE6102	SPE6053	SPE3103	SPE6103
Output Range	30V/5A	30V/10A	60V/10A	60V/5A	30V/10A	60V/10A
Output Power	150W	200W		300W		

Small body, full power



2.8-inch LCD, display more information

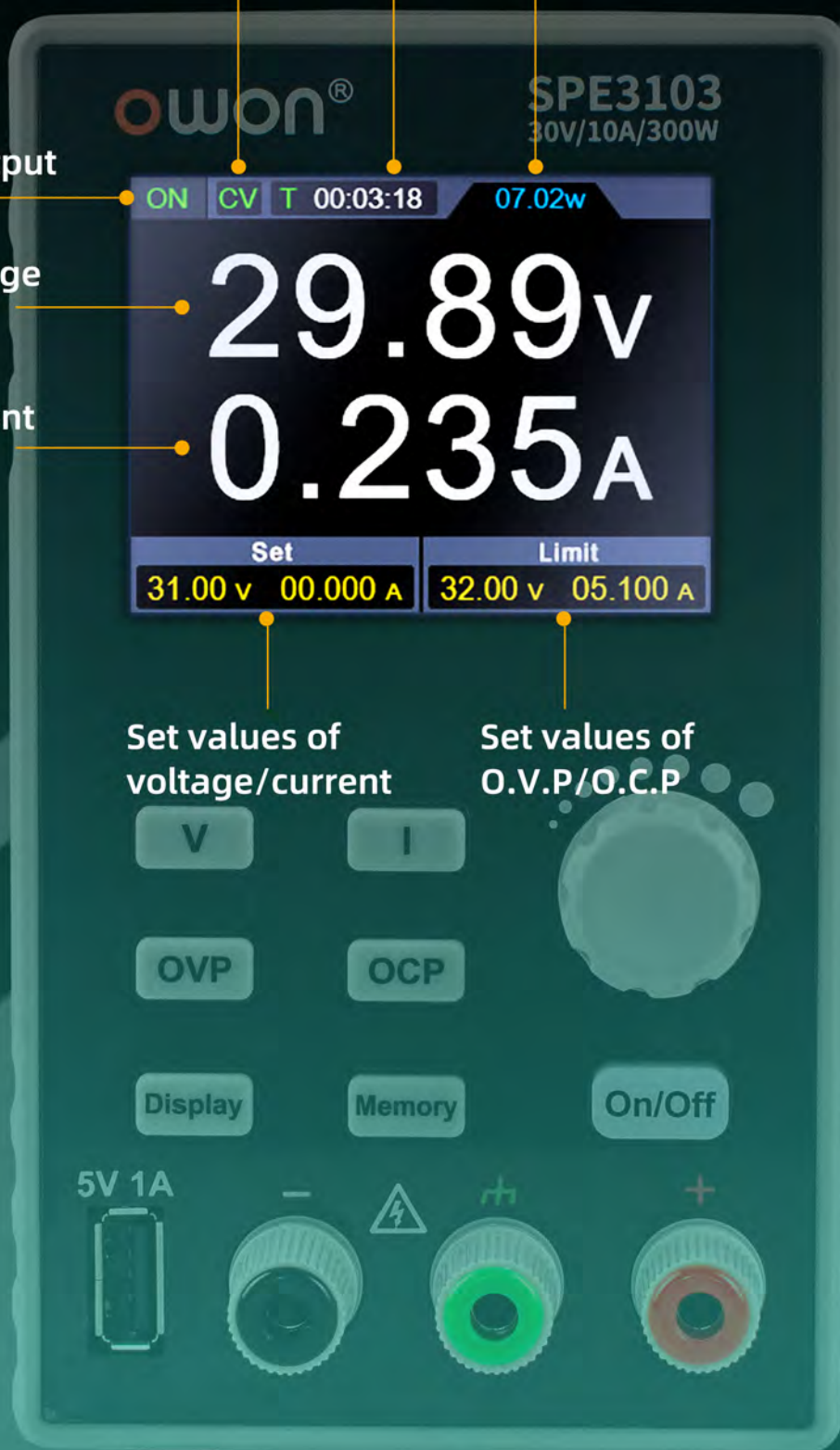
CV: Constant Voltage output
CC: Constant Current output

Display cumulative running time
Actual output power

Channel output status

Actual voltage output

Actual current output



Multiple settings to protect your circuit



Independent output On/Off button control, protect the circuit.

Long press to set the automatic output voltage/current 5 seconds after booting.



Overvoltage and overcurrent values can be set to protect the circuit

CV: Constant Voltage output
CC: Constant Current output

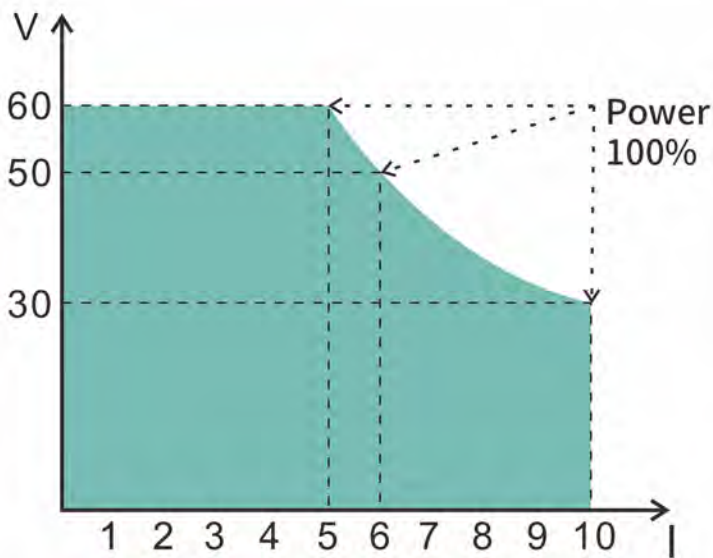
Constant voltage CV/constant current CC intelligent switching mode, effectively protect the circuit.

When the actual current exceeds the preset current value, the power supply automatically switches to CC mode to protect the circuit.



Multiple functions to meet your different testing needs

Constant power design, wide application range, provides flexible configuration of higher voltage and current within the rated power range. One device is equal to multiple.



Schematic diagram of power supply constant power (take SPE6103 for instance)

Output voltage/current change curve monitoring function, suitable for repair of phones and laptops, PCB aging test, battery charging and discharging experiment, etc.



Battery charging



Aging test



Phone repair

List waveform editing output, editable 10 groups of timing output.

	U	I	T	Y/N
6	05.00v	01.600A	00:00:10	<input type="checkbox"/>
7	04.00v	01.400A	00:00:10	<input type="checkbox"/>
8	03.00v	01.200A	00:00:10	<input checked="" type="checkbox"/>
9	03.00v	01.100A	00:00:10	<input type="checkbox"/>

Set: 30.00 v 10.065 A Limit: 32.00 v 10.200 A

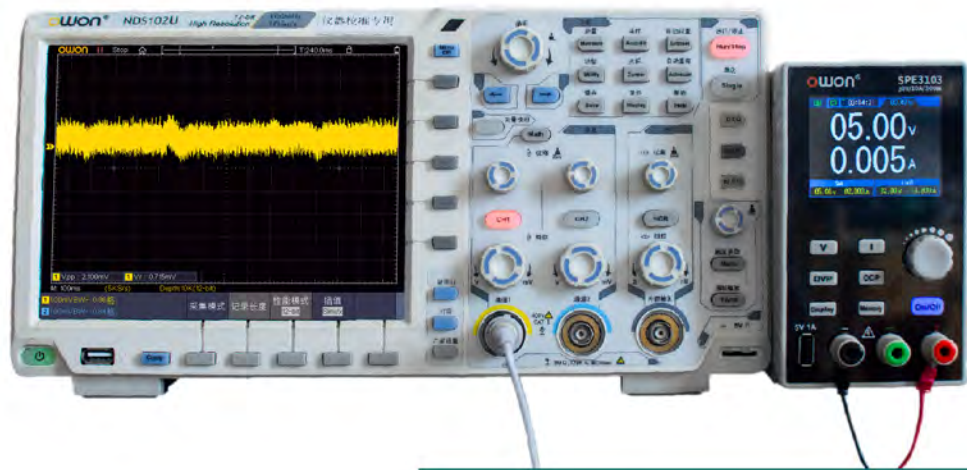
4 groups of Memory shortcut parameters for quick output

	U	I	OVP	OCP
M1	05.12v	05.000A	32.00v	10.200A
M2	14.97v	04.960A	16.00v	05.100A
M3	07.00v	02.000A	08.00v	02.500A
M4	15.00v	02.000A	32.00v	03.400A

Set: 30.00 v 10.065 A Limit: 32.00 v 10.200 A

The most important to buy a power supply is "STABLE"


1. Stable output, low ripple and noise power supply, meeting high-precision test requirements



2. The intelligent temperature-controlled fan cooling, reduces noise interference, ensures long-term stable output



3. Use millions worth of equipment to verify power supply one by one, ensure the quality of the product





Shortcut output button, long press to enter the List waveform timing output interface

Voltage setting button

Overvoltage protection setting

Curve display switch button

Front USB port, output 5V/1A

2.8-inch LCD

Current setting button

Adjustment knob

Overcurrent protection setting

Channel output on/off button, long press to turn on the automatic output function

Channel output terminals



USB Device communication port, supporting SCPI

Intelligent temperature control fan

Power cord socket

Fuse

Power switch

Voltage	Fuse	Line Rating
200-240V AC	250V, F5A	50-60 Hz 600 Watts 800 VA Max

PRODUCT SPECIFICATIONS

The instrument must be operated continuously for more than 30 minutes at the specified temperature to ensure the following parameters.

Model		SPE3051	SPE3102	SPE6102	SPE6053	SPE3103	SPE6103
Rated Output (0°C-40°C)	Voltage	0 - 30V	0 - 30V	0 -60V	0 -60V	0 - 30V	0 -60V
	Current	5A	10A		5A	10A	
	Output Power	150W	200W		300W		
Load Regulation	Voltage	≤30mV					
	Current	≤20mA					
Power Regulation	Voltage	≤30mV					
	Current	≤20mA					
Setting Resolution	Voltage	10mV					
	Current	1mA					
Readback Resolution	Voltage	10mV					
	Current	1mA					
Ripple/Noise(*)	Voltage(Vp-p)	≤30mVp-p	≤50mVp-p		≤30mVp-p	≤50mVp-p	
	Voltage (rms)	≤3mVrms	≤5mVrms		≤3mVrms	≤5mVrms	
	Current (Ap-p)	≤30mA _{p-p}					
Response Time (50%-100% rated load)		≤1.0ms					
Storage		4 groups of data					
Working Temperature		0-40°C					

* Noise bandwidth 20MHz, ripple bandwidth 1MHz, connect 10uF electrolytic capacitor in parallel with 0.1uF ceramic capacitor to eht output terminal for testing

PRODUCT ACCESSORY

Dimension (W x H x D): 82 x 142 x 226 (mm)
Device Weight: Approx. 1.5 kg



- ① Power Supply Main Device
- ② Manual
- ③ Power Cord
- ④ USB Cable